

Avesta RedOne™ Pickling Paste 140

Heavy pickling for tough applications



Results that last

The cleaner and smoother a steel surface, the higher its corrosion resistance. Without scratching, pickling removes areas of inferior corrosion protection. This is not the case with mechanical surface treatments such as grinding, brushing and blasting. Pickling paste even penetrates areas (e.g. cracks in joints) that are left untouched by other methods.

Higher corrosion resistance, lower environmental impact

- This paste is specifically intended for powerful pickling of weld seams and smaller surfaces.
- Prevents corrosion by restoring damaged areas. Examples include welds (pickling removes welding oxides) and areas with depleted chromium content and/or other defects.
- Gives cleaner surfaces and less discolouration (smut) than classical pickling products.
- Superior results and reduced consumption – the paste is easy to apply and highly visible.
- NO_x fumes have been reduced by 50 percent. As regards minimising emissions and reducing negative impact on the environment, the paste thus satisfies the EU's BAT (best available techniques) directive.

Uses

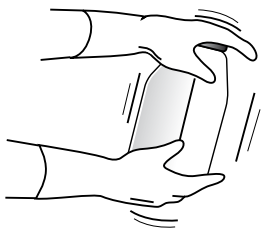
- High-alloy steel grades such as 904L, duplex and SMO.
- Rough, hot-rolled surfaces.
- Thick layers of welding oxides.
- Pickling at low temperatures – less than +5°C.
- Short pickling times.
- Avesta Cleaner 401 or BrightOne 402 can advantageously be used before pickling.
- Avesta BlueOne™ Pickling Paste 130 is recommended for less demanding applications.



Avesta
Finishing Chemicals

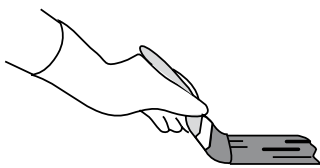
Instructions for use

1.



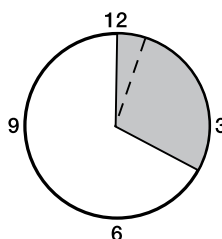
1. Stir or shake the paste before use.

2.




2. Apply the paste with an acid resistant brush.

3.



3. Typical pickling time for duplex 2205 is 90 min at 10°C, 45 min at 20°C and 20 min at 30°C. These pickling times are experimental results. The pickling time may vary for the same steel grade, depending on the surface finish and the welding method.

4.



4. Remove pickling residues by using a high-pressure water jet, or with a stainless steel brush and then rinse with water. The waste water should be treated before discharge.

Neutralisation and disposal

The waste water produced when pickling contains acids and should be treated with Avesta Neutralising Agent 502 or with slaked lime to a pH-value of 7-10 before discharge.

The neutralising agent also precipitates heavy metals, and the resultant sludge should be sent for deposition according to local regulations.

Packaging

Avesta RedOne™ Pickling Paste 140 is supplied in 2.4 kg and 12 kg polyethylene containers. These are UN-approved for hazardous goods.

Other information

For more information, please visit our website www.avestafinishing.com where you can find Material Safety Data Sheets and other useful information.

Storage

Avesta RedOne™ Pickling Paste 140 should be stored indoors at room temperature. Containers must be kept properly closed, in an upright position and inaccessible to unauthorised persons.

The products are perishable and should not be kept in storage longer than necessary. They have a maximum shelf life of two years when stored at room temperature. Exposure to higher temperatures may reduce shelf life.

Worker safety

Avesta First Aid Spray 910 should be readily accessible to all those who work with pickling. It comes in a handy 200 ml spray can and the content has been optimised to decontaminate small acid-splashes of pickling paste.

Protective clothing. Users should wear acid resistant overalls, gloves and rubber boots. Goggles or face visor should be used and, if necessary, suitable respiratory protective devices (chloride type filter).

Avesta Finishing Chemicals
Lodgatan 14
SE-211 24 Malmö, Sweden
Tel: +46 (0)226 821 00
Fax: +46 (0)40 93 94 24
www.avestafinishing.com



Responsible Care

Avesta
Finishing Chemicals